

# procyon X



**Version  
1.17**

**The most extensive Astronomy program for the Psion Series 5mx**

**Pedro van Can and John Sussenbach**

---

Last update January 18, 2003

---

**[Pour nos utilisateurs françaises: PROCYON X 1.12 version française](#)**

---

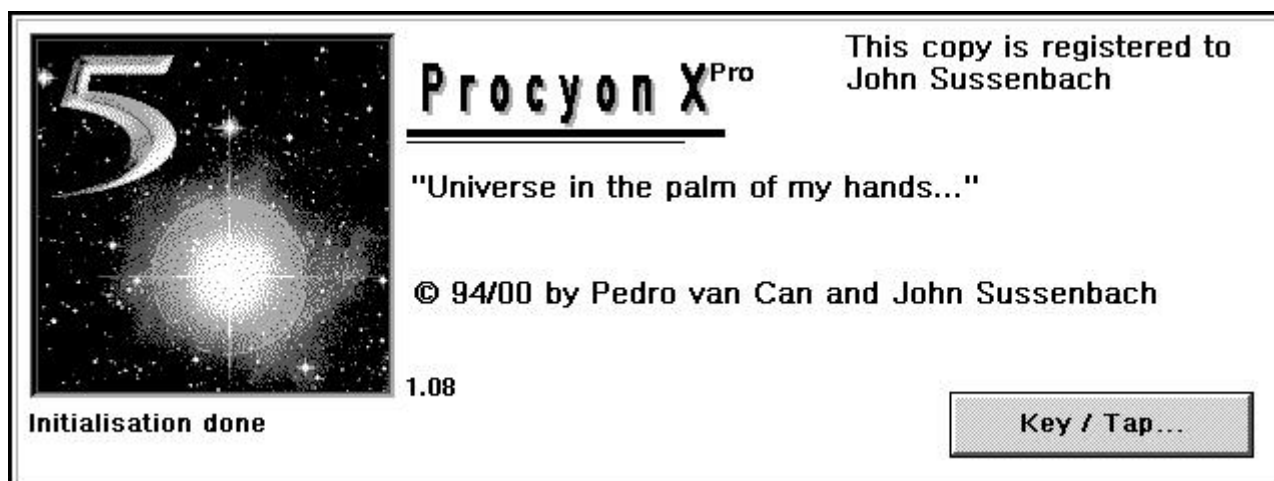
- **When we take a long look at the sky on a clear, starry night, have you not been awed by its vastness and the beauty? The distant stars and galaxies appear to be fixed and unchanging, but actually you are observing a small portion of a dynamic universe. PROCYON X is a Universe in the Palm of your Hands... It is the most extended Astronomy software for the Psion Series 3a/c and 5/5mx. This small program is packed full of information including the Yale Star Catalogue, all Messier objects and the NGC Catalogue, Graphs and Tables, and much, much more!**

PROCYON X is available as a PROCYON X Light version (freeware) and a PROCYON X Pro version (shareware). Compared to the Light version the PROCON X Pro version has a number of extra features:

- The Yale Star database is extended from magnitude 4.0 (Light) to magnitude 5.0 (Pro) (1600+ items);
- The complete NGC Catalogue of Deep Sky objects (7800+ items);
- The Reference-star Database with stars to magnitude 6 is available in the Zoom-window;
- More than 750 Minor Planets and Comets;

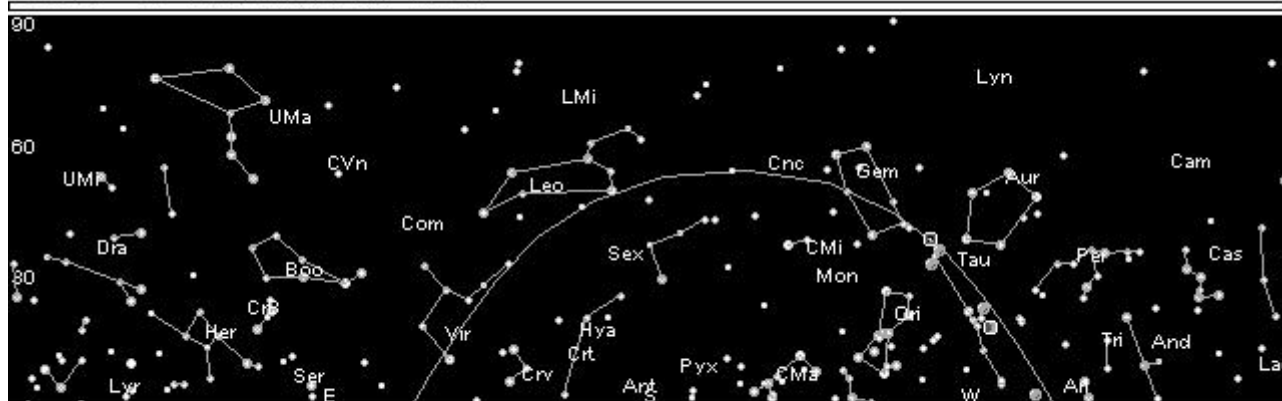
- Pictures of all 110 Messier Objects;
- Jovian Red Spot visibility option;
- Constellation Identification;
- "Moving" Planets in the Solar System View;
- Constellation Names in Normal and Zenith View;
- Lunar Eclipse Graph.

Here follow some screen pictures:



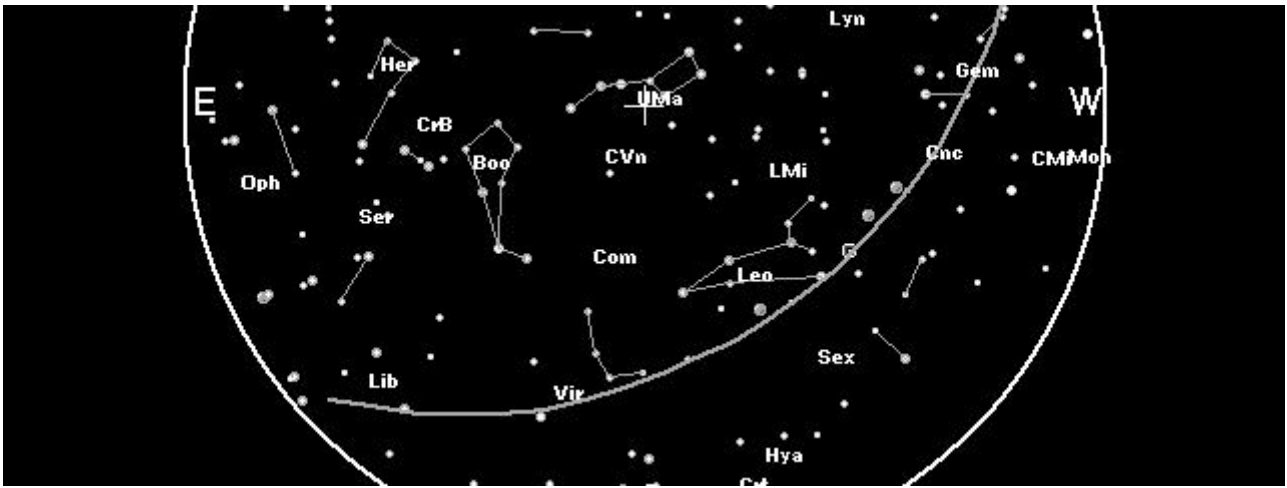
### Starting the Program...

19 06 01 UT 15:28 LST 09:40 De Bilt




Local Date and Time 19-6-2001 16 h 28 m

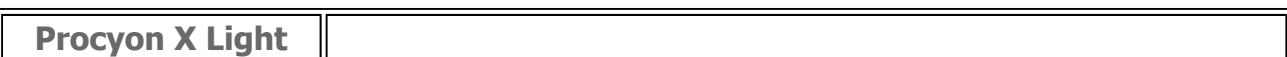
### A Panoramic View on the Sky




**A Circular Presentation of the Sky**





**Zooming in on the Moon**



 **888 Kb** **SIS-package**  
Download the latest version of [Procyon X 1.17](#)  
Right-Click hyperlink and choose 'Save Link As'

**To Install:**

 In the System screen of your Series 5, tap the top toolbar button ("Control Panel") and check if the "Add/Remove" icon is available. If it is not, copy the following file to your Series 5, select it (in the System screen) and press Enter.

 **58 Kb** **Executable file**  
Download the latest version of [Standard SIS installer](#)  
Right-Click hyperlink and choose 'Save Link As'

This should install the Add/Remove icon to your control panel. For the latest information about SIS files see <http://www.pSION.com>



**462 Kb**

Download the latest version of **Procyon X 1.17**  
**ZIP compressed package**

**To Install:**

- Make sure you can see the SYSTEM directory on your Psion 5.
- Go to either C:\System\Apps\ or D:\System\Apps\
  - 'Make a new folder' and name it PROCYON
  - Do not change this name or else you will not see the program on the Extra's bar.
  - Copy all the Procyon files into this directory.
  - When you press the 'Extras' button, a PROCYON X Icon will appear.
  - Put RMRAlarm.opx in C:\SYSTEM\OPX.

<b>Procyon X Pro</b>	
----------------------	--

The Light version of PROCYON X is **free for non-commercial** use and can be considered freeware.

But you can also see this version as a shareware program and once you register you'll have added benefits.

**Detailed list and pictures of differences between the light and the Pro version.**

If you have registered Procyon X and received a **5Procyon.Key** file, you'll also need the Auxilary pack which includes some files only used (and needed) within the Pro version of Procyon X.



**955 kb**

Download the **Procyon X Auxiliary Pack**

**SIS Package** - You can only use this file if you have a valid '5Procyon.Key' file!

Right-Click hyperlink and choose 'Save Link As'



**473 kb**

Download the **Procyon X Auxiliary Pack**

**ZIP compressed Package** - You can only use this file if you have a valid '5Procyon.Key' file!

<b>New Event file for 2001 !</b>	
--------------------------------------	--

Download the latest version of **SEVENT.DBF**

containing information of a number of major astronomical events in the year 2001



**16 Kb**

**Install SEVENT.DBF in the SYSTEM/APPS/PROCYON directory on your Psion 5**

---

## THANK YOU's

### Special thanks to:

**Milan Tjioe** for his Freeware Macro SwitchPoint, to switch the decimal separator to a point. You can download this Macro from here



**2 kB** Download the **Switchpoint for Psion 5**  
**ZIP compressed Package**



**2 kB** Download the **Switchpoint for Psion 5 MX**  
**ZIP compressed Package**



You win the 5ème DimenPsion Award.  
The Best software on Psion with 34.8% of the votes (around 250 psionnist).



The staff at **PsionKing** has reviewed our program with 5 cows! They say:

**"This is an advanced astronomy program with the most amazing graphics and a huge database of astronomical elements. Highly recommended."**

## REGISTRATION

**Procyon X can be registered Online for your convenience at:**

**US\$ 35**

**RegNet** - The Registration Network.  
Register Procyon X at  
<http://www.swregnet.com/1703p.htm>

or call 1 800 WWW2REG or (805) 288-1827.

**US\$ 30**

**Click here to REGISTER  
this software ONLINE!  
[www.RegSoft.COM](http://www.RegSoft.COM)**

## F.A.Q.

- If you have a previous Procyon version, remove Procyon.INI before installation;
- X really has no meaning but could be interpreted as: Xtreme, Xtra, Xtraordinair, Xtra Large.
- Procyon X doesn't always use the 16 color mode, this is on purpose because this mode uses a lot more memory-, processor- and display- power and thus drains the batteries faster.
- **Switch your decimal separator to dot instead of comma, so a value like 1.998 equals almost 2 instead of 1998.**

For more information on downloading of the program, visit:

**Pedro van Can's PROCYON X Page**

---

Mail to [john@jsussenbach.nl](mailto:john@jsussenbach.nl)

[Back](#)