

[Introduction](#)

[Download](#)

[More SW](#)



DSTEDIT

What is DSTEdit

DSTEDIT is a basic text file manager. It allows you to 'attach' plain text files and load/edit/save them in a simple built in text editor.

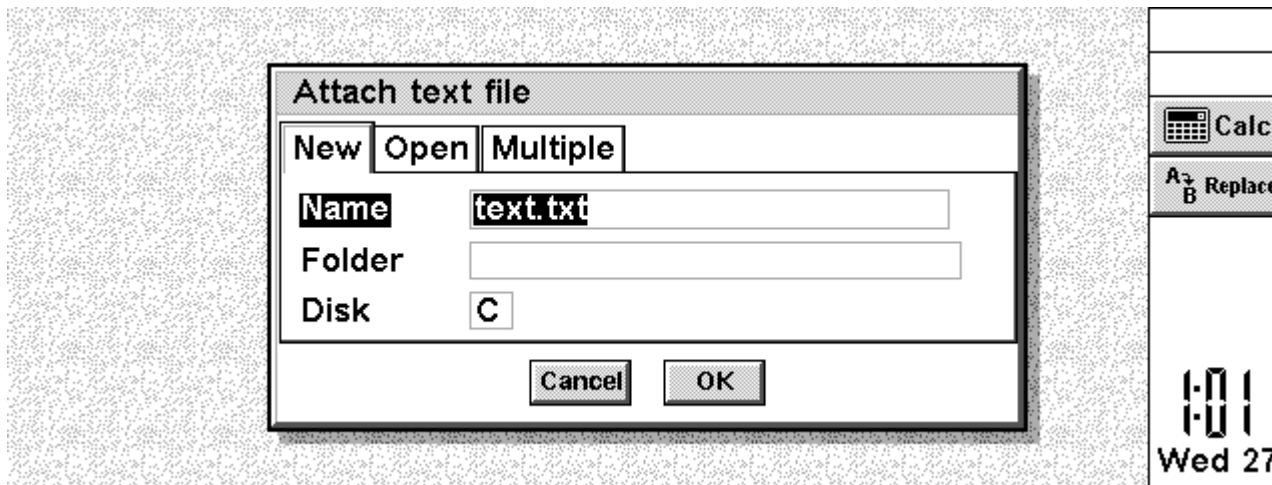
How do you use DSTEdit

Since the S5 shell app treats text files as unknown files, I've created the idea of a text group. This is the file that lists the attached file, it is represented by the icon that gets created in you documents folder. Rather than import plain text files into my file type (like S5 word does) I chose to attach/link text files to my file type. but the fact remains that as far as the S5 shell is concerned, my app deals with text groups, the fact that it actually edits the attached text files is hidden.

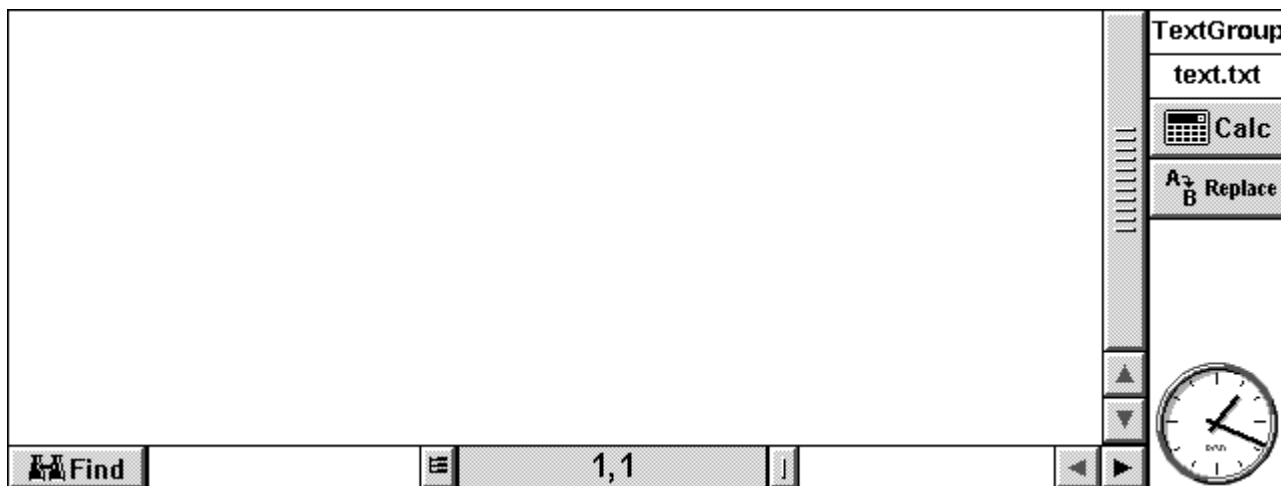
In the system screen DSTEDIT uses an icon of several files tied together with a bit of string, and the description "Text Group"



When you open a new file you are prompted for the text file to use. you can create a new text file, open an existing file, or let DSTEDIT try and open all the text files in a directory.



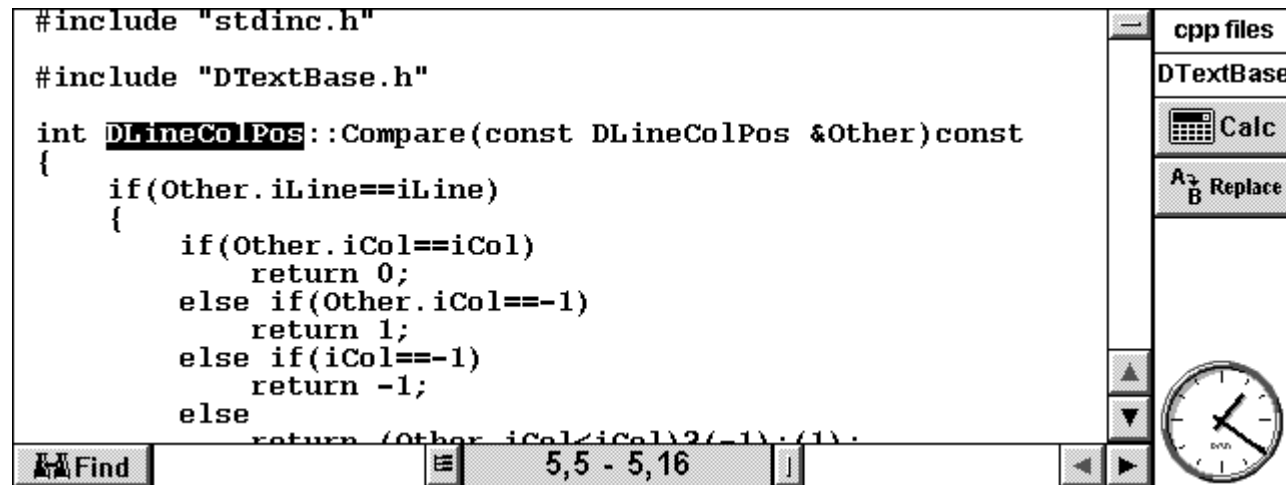
If you create a new file you are presented with a blank document window. As you type the status text at the bottom of the screen shows your current line/column. Clicking this box allows you to go to any line in the text. if you want to insert a pipe symbol '|' (as used in c++ etc) then you can using Fn+K. You can search for text by typing it in the combo box at the base of the window and clicking the find button (hold the SHIFT key to search backwards) alternatively select a word and press Ctrl+F.



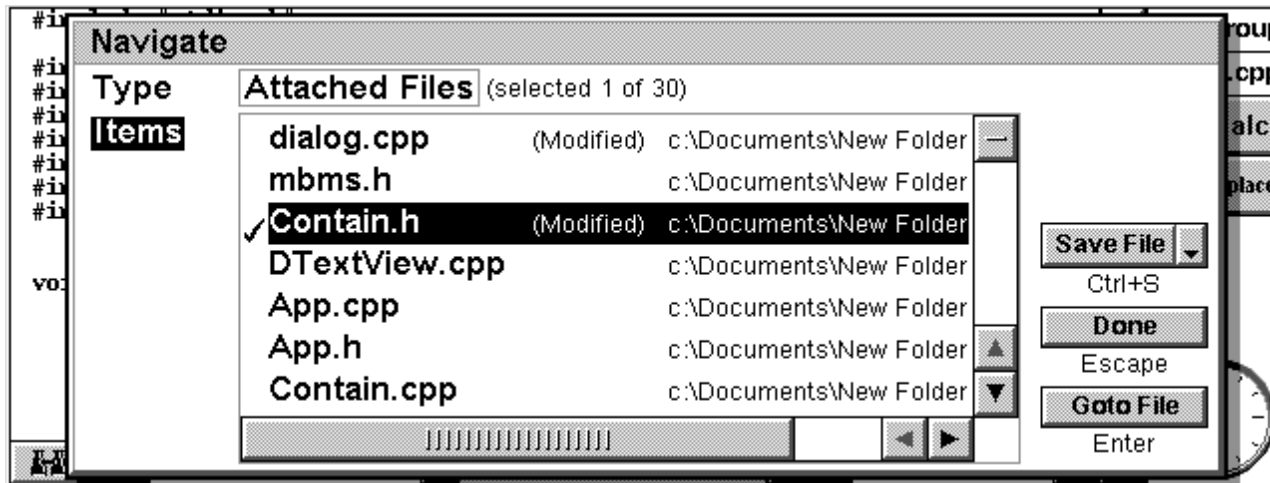
You can select text with the pointer, select words by double clicking or holding down ctrl while selecting. Tab characters line up on the next '4 char' column boundary. you can zoom the text as in other S5 applications. The Calculator button will bring up a hex/ASCII/binary converter. The replace button allows you to replace text in the current selection, the current text file, or all

the text files attached..

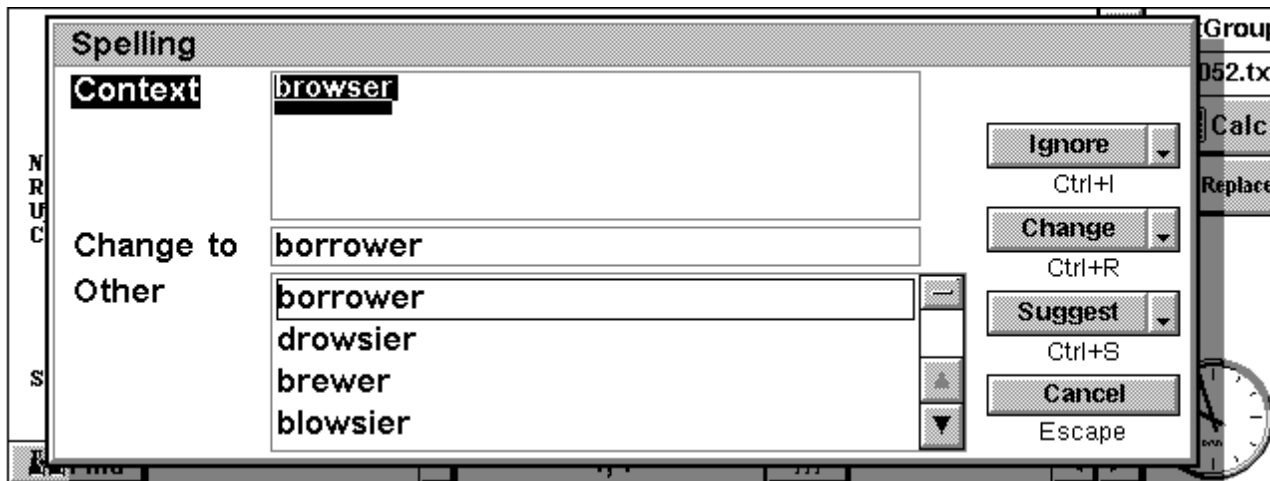
You can cut/copy/paste text with other applications using the standard clipboard. There is also a multi level undo if you make a mistake.



If you have more than one text file attached to this DSTEDIT document you can switch between them by clicking the second document name window (in the pictures here the box in the top right with the word 'DTextView'). Alternatively hold down control, and tap the TAB key until the file you want is selected, then let go of the control key. You can attach new or existing files by pressing Ctrl+N or Ctrl+O. If you want to detach a file use Ctrl+D. In order to conserve memory, only modified files are kept in memory when not being used.



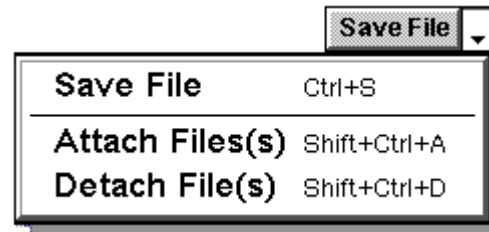
You can spell check a selection or an entire file using the built in spell checker.



The MultiButtons used in the navigation and spelling dialogs mean that more options than might normally fit on the dialog



The left part of the button acts like a normal button



The right part of button provides a menu for related items

Useful shortcuts

Ctrl+N	Create a new text file and attach it to the current text group
Ctrl+O	Open an existing text file and attach it to the current text group
Ctrl+D	Close the current text file and detach it from the current text group
Ctrl+Shift+A	Save All modified attached text files
Fn+K	Insert pipe ' ' symbol as used in C++
Ctrl+Z	Undo last action (undoes last 8 operations/replaces)
Ctrl+L	Spell check the current selection and/or file
Ctrl+U	Convert the current selection to uppercase
Ctrl+Shift+U	Convert the current selection to lowercase
Ctrl+F	Go to the next occurrence of the current selection (press shift search backwards)
Ctrl+J	Repeat the last find (press shift search backwards)
Ctrl+G	Go to a specific line number
Ctrl+Shift+[0..9]	Set one of 10 bookmarks at the current file/selection
Ctrl+[0..9]	Go to a previously bookmarked file/selection
Ctrl+Shift+P	Add or remove a custom prefix for a selection of lines (i.e. REM , //, ' etc). Not that pressing Tab or Shift+TAB adds or removes tab indents if the selection is of more than one line
Ctrl+Shift+C	Code calculator (convert between hex/decimal/binary/octal)
Ctrl+Shift+Y	Layout the text so it wraps at a given column
Ctrl+Shift+R	Sort the selected lines.
Ctrl+'Click' or 'Double Click'	'Word' selection mode

Ctrl+'Left Arrow'	Move left to next 'Word' boundary
Ctrl+'Right Arrow'	Move right to next 'Word' boundary
Ctrl+'Tab'	Hold Ctrl and tap TAB to switch between attached files (hold SHIFT key to go backwards)

Is DSTEdit available for public use?

DSTEDIT is shareware. Registration is £10 (UK pounds) by postal mail or \$20 (US dollars) via [Online registration at RegNet](#) (RegNet #1991). More details about postal registrartion are in the readme.txt and dstedit help file in the zip file

The latest version of DSTEDIT is v1.2 (*nb the help file has not been updated yet and the spelling checker will stop working after 31-Mar-98 for unregistered versions*)

<http://web.archive.org/web/20001012021215/http://www.makesureservices.co.uk/software/dstedit/dstedit.zip>

the previous version of DSTEDIT (v1.1) is still available as...

<http://web.archive.org/web/20001012021215/http://www.makesureservices.co.uk/software/dstedit/dstedito.zip>

If you have any ideas for features you want, [email them to me](#) me **with dstedit in the subject line**, I'm not promising to add all the suggestions, but you never know...

I'm looking at allowing the key shortcuts to be re-defined, (to let people implement EMACS key bindings ?) This may make it into a future version .

History

v1.2	8-Mar-98	<ul style="list-style-type: none"> • Changed navigation dialog to support bookmarks as well as attached files • Added Spell checker (using built in system dictionary) • Added 'MultiButtons' to navigation dialog and spell checker dialog • Allow toolbar to be hidden • Allow 'find/goto' bar to be hidden • Fixed known bugs that caused kern execs • Can now run from drive 'D' as well as 'C' • Can now browse into the system folder for files • Added passcode/registration dialog (people who have registered already should be receiving an email soon with their registration code)
v1.01	27-Sept-97	<ul style="list-style-type: none"> • Fixed infinite loop bug in layout tool that could happened when formatting lines starting with space. • Fixed panic that happened if you created a new textgroup, added multiple files from a directory and then tried to switch between them.

		<ul style="list-style-type: none"> • Cosmetic changes to dialogs
v1.00	22-Sept-97	<ul style="list-style-type: none"> • First full release



(c) Makesure Services Ltd 1998